



EASY MAX EASY MAX A 2" – DN 100

Filter



Technical Sheet



M008-66 – Rev. 00 – 01/2014

The high flow Culligan **EASY MAX** (semiautomatic self-cleaning filters) and **EASY MAX A** filters (automatic self-cleaning filters) ensures a perfect micrometric water filtration in all domestic and industrial systems. They are suitable for the filtration of water with high impurities (sand, silt, rust, etc...).

The raw inlet water passes through the STAINLESS STEEL filter element which stops the impurities suspended in the water. The filter mesh is completely cleaned by a special Turboclean rotor, which sends calibrated jets of water under pressure against the filter mesh. The filter is provided with a double closure: the first closure is a ball-valve controlled by an electro-mechanical system and the second closure is controlled by a solenoid valve. At the end of each cleaning cycle the solenoid valve frees and drops a sphere which closes the safety discharge. If the electro-mechanical system, for any reason whatsoever, does not close the first valve (electrical power missing, mechanical breakage, processor fault, ...) the flow is interrupted by the safety sphere. All materials are certified for foodstuffs and suitable for contact with potable water according to the most rigorous European regulations.

During the cleaning cycle filtered water flow is always guaranteed to the utility.

The backwashing of the **EASY MAX** can be easily carried out, in a few seconds, using a knob.

The backwashing of the **EASY MAX A** is time controlled (in a range of 1...999 hours) with consequent water saving.

	2"	2 1/2"	3"	4"	
Dimension: EASY MAX Ø x h	mm	317 x 332	252 x 332	252 x 344	252 x 344
Dimension: EASY MAX A Ø x h	mm	317 x 346	252 x 346	252 x 358	252 x 358
Shipping weight EASY MAX	Kg	10,5	15,5	13,5	14,5
Shipping weight EASY MAX A	Kg	11	13	14	15
Flow rate with ΔP = 0.2 bar (m ³ /h)		30	38	44/50	48/52
DN		50	65	80	100
Tambient min/max (°C)		5 – 40			
Twater min/max (°C)		5 – 80			
PN (bar)		16			
Filtration Standard level (µm)		200			
Available as spare parts (µm)		50 – 100 – 500			
Minimum working pressure (bar)		1.5			
Water usage for backwash at 3 bar EASY MAX (l)		6			
Water usage for backwash at 3 bar EASY MAX A (l)		15			
Discharge attachment		DN50			
Water used for backwash		Prefiltrata Pre-filtered			
Time backwash (EASY MAX-A)		60 "			
Backwash filter element		Turboclean rotor with forced and calibrated jets			
Power supply (EASY MAX A)		220V~ 24V – 50 Hz Shuko plug - Power cable length 2 m (about)			
Power absorption (EASY MAX A)		18 W			
Protection level (EASY MAX A)		IP20			

IMPORTANT

- **Equipment for the treatment of drinking water, conforming with the requirements of Min. Decree 25/2012.**
- Refer to the technical manual supplied with the system for all information and instructions.
- **Installation must be carried out by qualified personnel, in compliance with Min. Decree 37/08, the best state of the art and in conformity with the instructions given in the technical manual.**
- Any handling, installation, maintenance or repair work on the systems must be carried out by qualified personnel, in compliance with Min. Decree 37/08, the best state of the art and in conformity with the instructions given in the technical manual.
- The place where the systems, auxiliary material and consumables are located must comply with the storage, use and safety requirements of the current regulations.
- The water produced by each device must only be used for its specifically intended purpose. Culligan declines any liability for the consequences of improper use of the water produced by its equipment.
- Any operation fault in the systems must be promptly reported to the Culligan Service Center. Culligan declines any liability for the consequences of prolonged use of a faulty system.
- When necessary, the choice, dosing and handling of chemicals must be done by professionally qualified personnel, complying with the instructions provided by Culligan and in the Technical Safety sheets.
- Waste or consumable materials from the water treatment systems must be disposed of in accordance with the current regulations.
- Do not place the device on top of other electrical appliances.
- Position the device away from heat sources.
- In case of an anomaly (water leaks, etc.), disconnect the power supply and close the water inlet shutoff valve.
- Culligan also declines any liability in the following specific cases:
 - improper use of the device;
 - use contrary to the specific national regulations (power and water supplies, installation and maintenance);
 - installation without following the instructions supplied in this manual;
 - power and water supply faults (electrical discharges – voltage rushes – water supply overpressure – low water pressure);
 - unsuitable ambient operating temperature;
 - inadequate maintenance;
 - unauthorized work or modifications;
 - use of non-original replacement parts or not specific for the model;
 - total or partial non-compliance with the instructions;

for anything not specified, the operator must rely on common sense when using the device.

WARRANTY

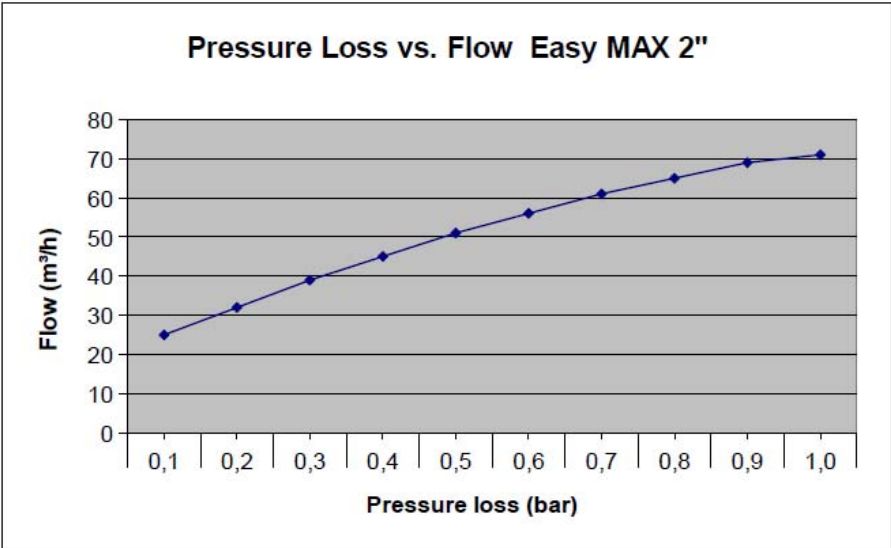
The system is guaranteed for a period of two years, as stated on the Culligan warranty claim/certificate. Refer to the certificate for details regarding the warranty terms and limits. The warranty is void if the system and/or its components are tampered with or there is damage caused by power surges. The warranty is void in case of conditions or uses not envisaged for normal use of the system.

EASY MAX - EASY MAX A Filter

PRESSURE LOSS GRAPHIC

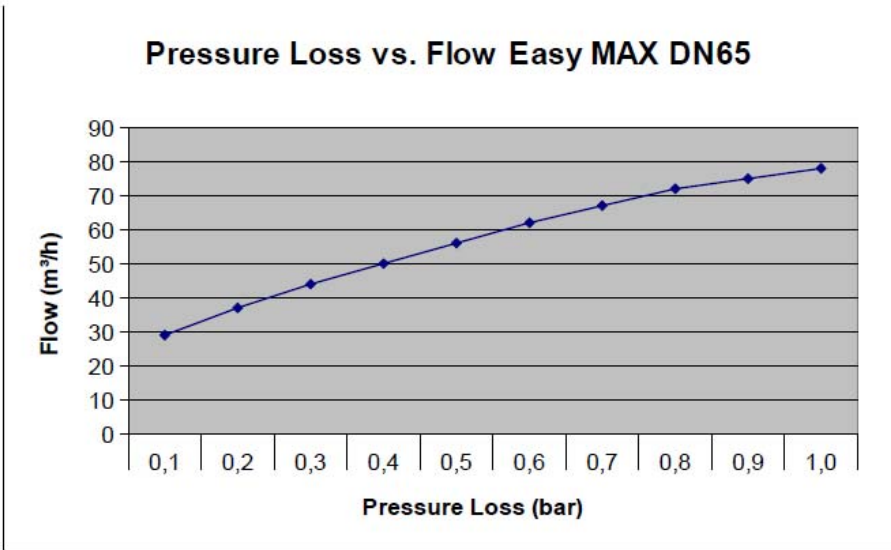
EASY MAX - EASY MAX A 2"

Perdita di Carico (bar)	Portata (m ³ /h)
0,1	25
0,2	32
0,3	39
0,4	45
0,5	51
0,6	56
0,7	61
0,8	65
0,9	69
1,0	71



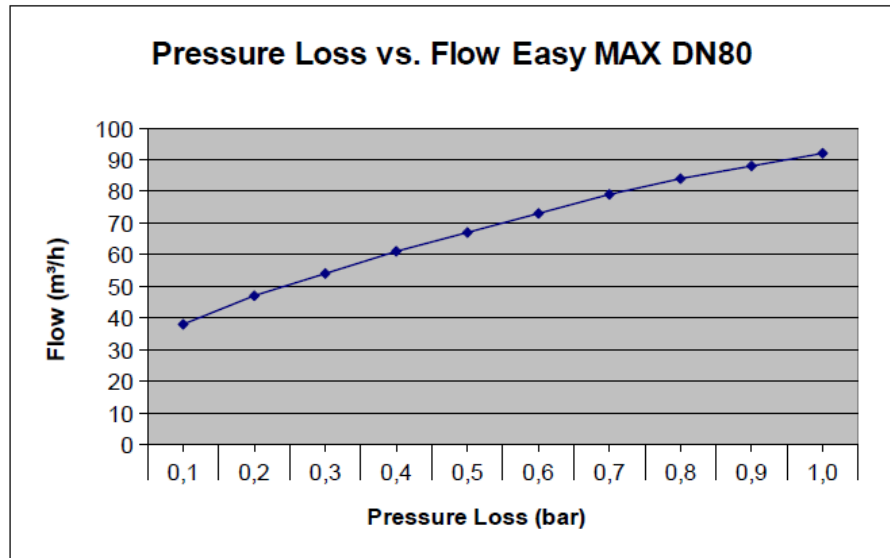
EASY MAX - EASY MAX A 2 1/2"

Perdita di Carico (bar)	Portata (m ³ /h)
0,1	29
0,2	37
0,3	44
0,4	50
0,5	56
0,6	62
0,7	67
0,8	72
0,9	75
1,0	78



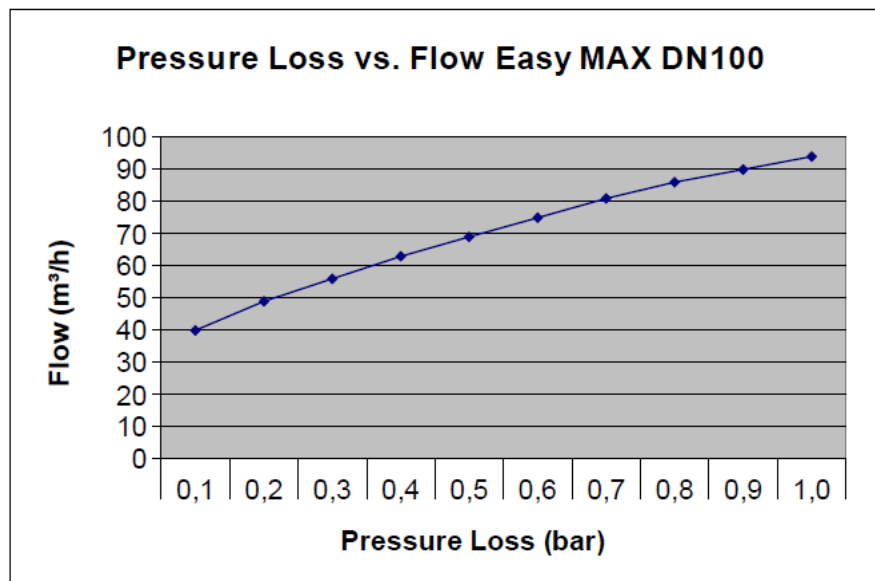
EASY MAX - EASY MAX A 3"

Perdita di Carico (bar)	Portata (m ³ /h)
0,1	38
0,2	47
0,3	54
0,4	61
0,5	67
0,6	73
0,7	79
0,8	84
0,9	88
1,0	92



EASY MAX - EASY MAX A 4"

Perdita di Carico (bar)	Portata (m ³ /h)
0,1	40
0,2	49
0,3	56
0,4	63
0,5	69
0,6	75
0,7	81
0,8	86
0,9	90
1,0	94



M008-66 – Rev. 00 – 01/2014